FIRST CARD

Statistics Online

Easy to use

Nordic

Choose the hierachy

Choose period

Easy to see totals

Sort by vendor

Sort by country

Sort by channel

Compare periods

And much more

Welcome to the First Card Statistics Online demonstration.

You will find this reporting tool so easy to use that you would never had known how quickly the travel management reporting can be done.

See yourself just in 4 minutes.

Statistics Online

Easy to use

Nordic

Choose the hierachy

Choose period

Easy to see totals

Sort by vendor

Sort by country

Sort by channel

Compare periods

And much more

You can access the First Card Statistics Online when ever you need.

You just choose your organisations hierarchy, the period you are interested in and the report type.

You can easily change the form of the report from table to pie or diagram.

You can even compare different periods to see if there has been changes in the costs.

There are almost 30 different reports ready made, but you have also possibility to download the raw data to sort them which ever way you want.

In the following just some samples!

Statistics Online

Easy to use

Nordic

Choose the hierachy

Choose period

Easy to see totals

Sort by vendor

Sort by country

Sort by channel

Compare periods

And much more

If you have a Nordic corporation you will start by choosing the country or the countries you want to look at.

Statistics Online

Easy to use

Nordic

Choose the hierachy

Choose period

Easy to see totals

Sort by vendor

Sort by country

Sort by channel

Compare periods

And much more

The next step is to choose either all or just some of the cost centres which you want to the report and the report type.

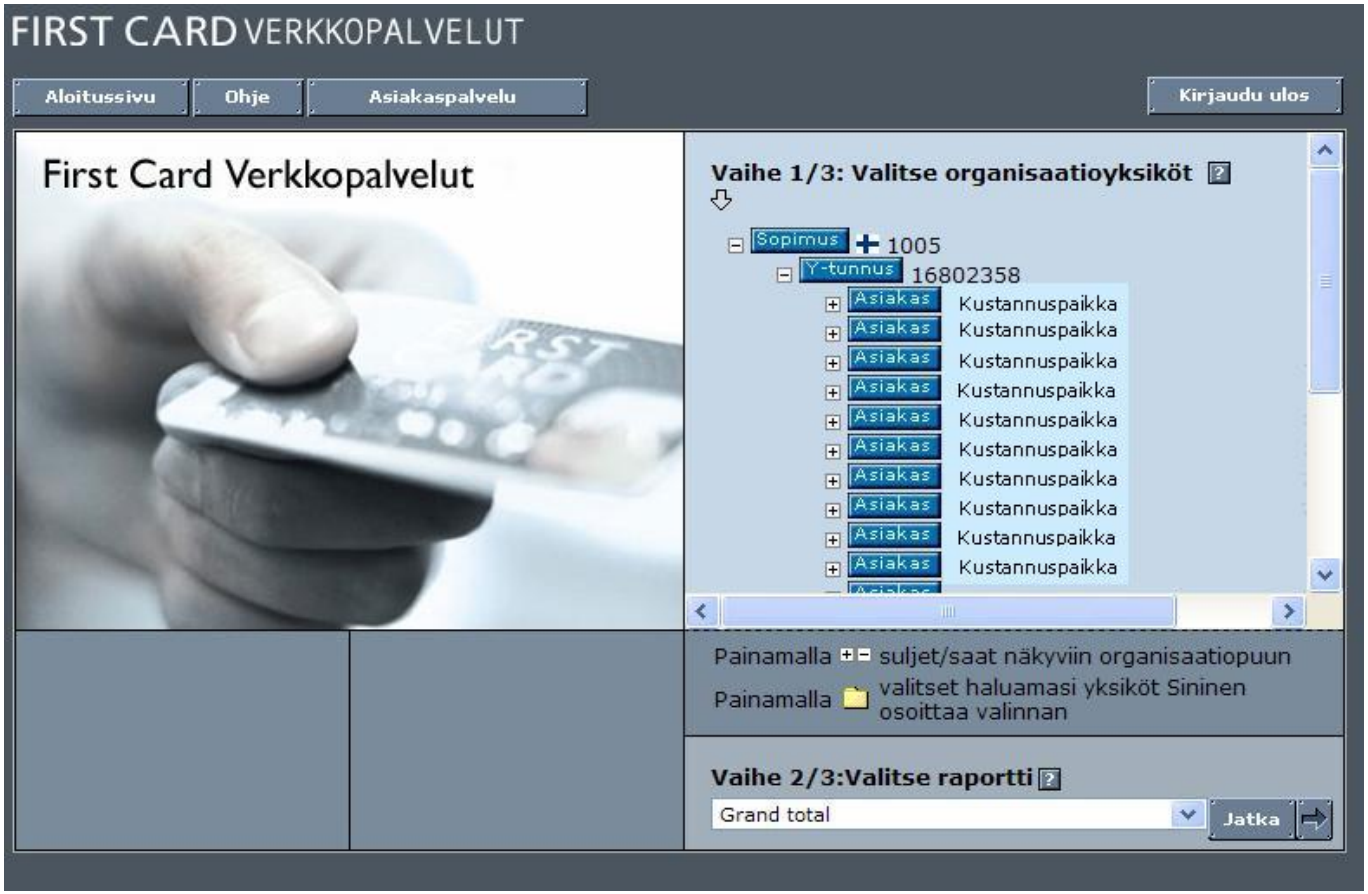

Statistics Online

- Easy to use
- Nordic
- **Choose the hierachy**
- Choose period
- Easy to see totals
- Sort by vendor
- Sort by country
- Sort by channel
- Compare periods
- And much more

There are almost 30 different reports for you to choose. They are the most often needed in corporate.

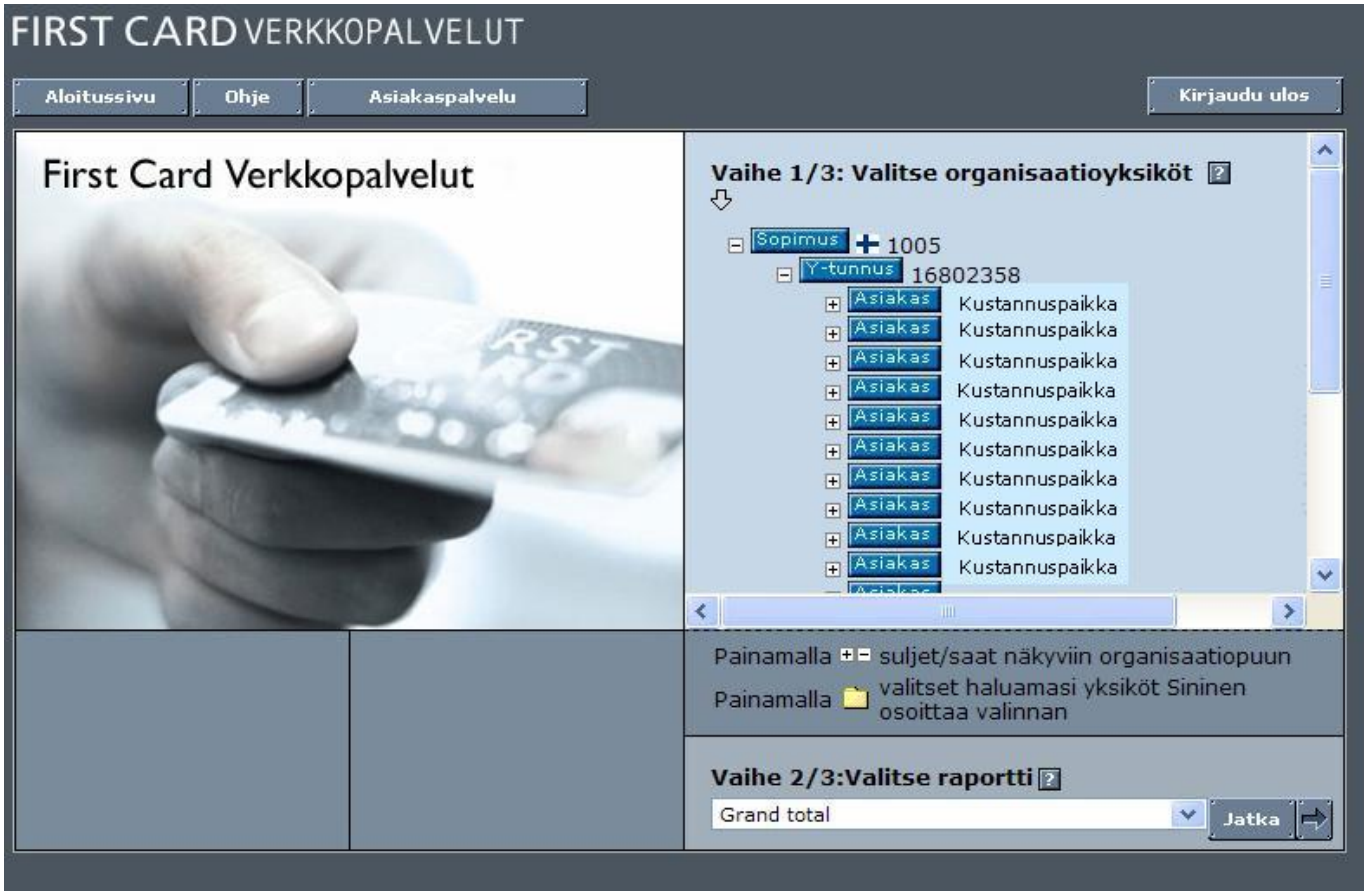

Statistics Online

Then you define the period, which payment channels you want and the format of the report.

- Easy to use
- Nordic
- Choose the hierachy
- **Choose period**
- Easy to see totals
- Sort by vendor
- Sort by country
- Sort by channel
- Compare periods
- And much more

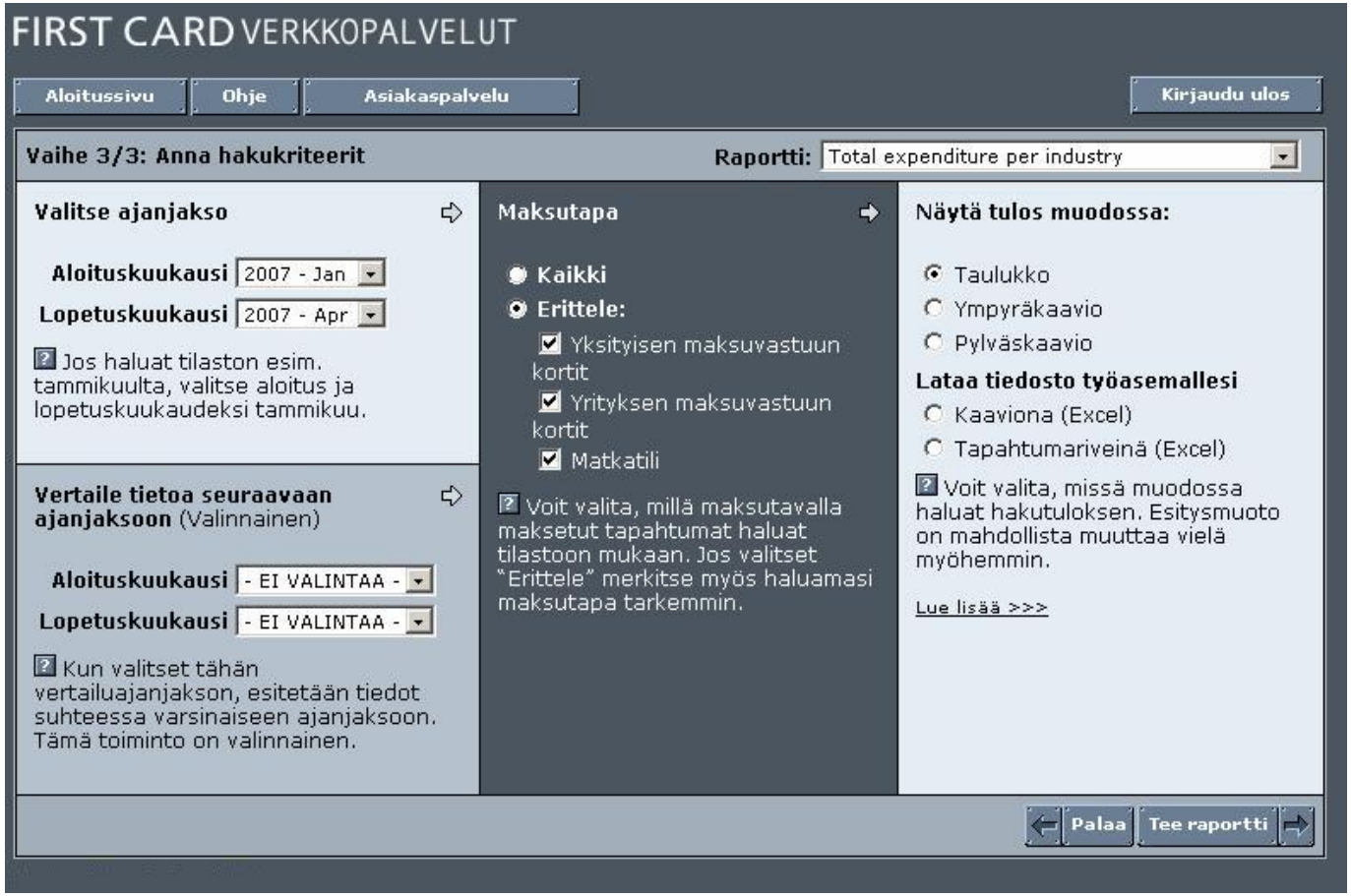

Statistics Online

- Easy to use
- Nordic
- Choose the hierachy
- Choose period
- **Easy to see totals**
- Sort by vendor
- Sort by country
- Sort by channel
- Compare periods
- And much more

In an instant you can see the overall picture of the total spending divided e.g. per industry.

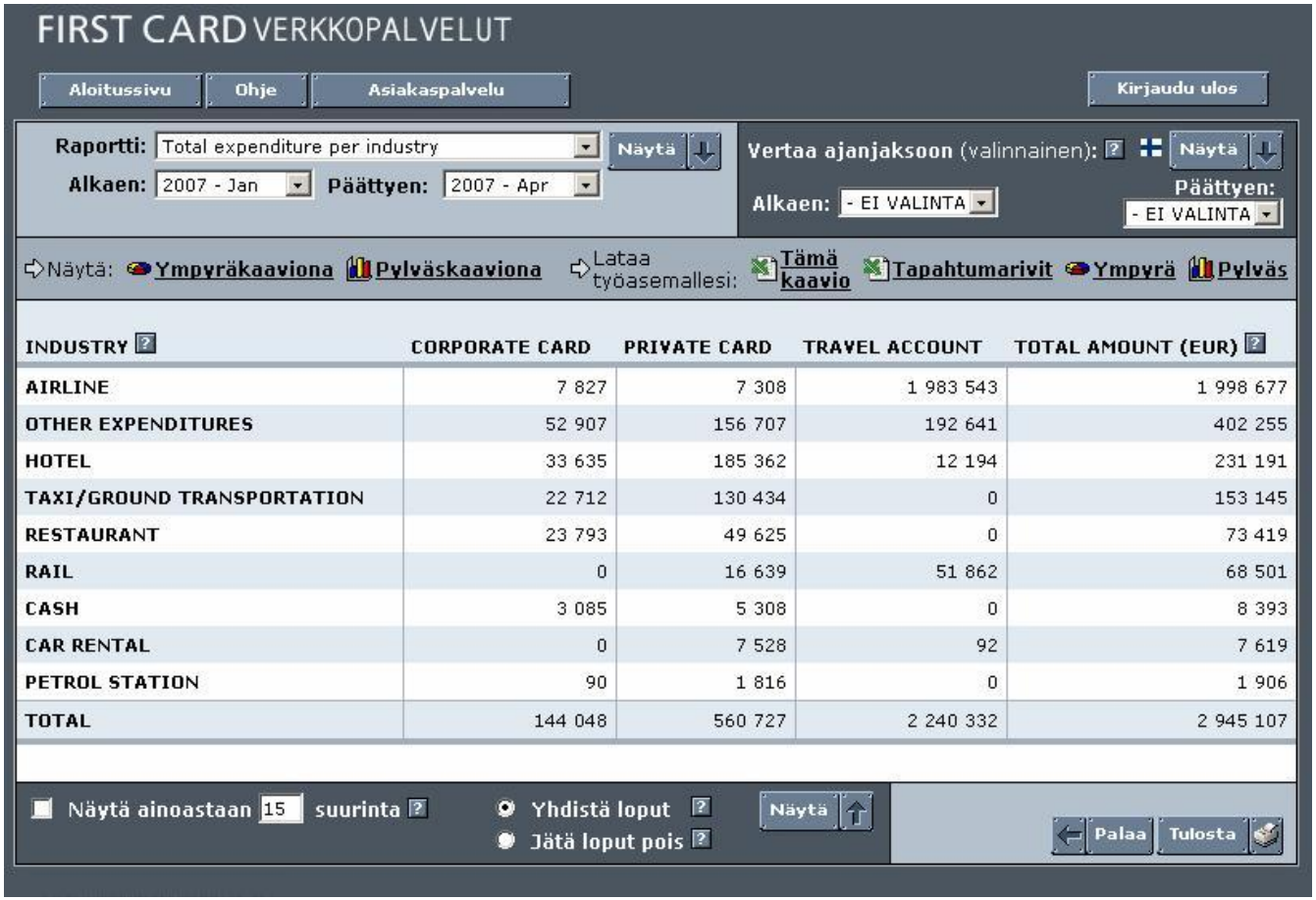

INDUSTRY	CORPORATE CARD	PRIVATE CARD	TRAVEL ACCOUNT	TOTAL AMOUNT (EUR)
AIRLINE	7 827	7 308	1 983 543	1 998 677
OTHER EXPENDITURES	52 907	156 707	192 641	402 255
HOTEL	33 635	185 362	12 194	231 191
TAXI/GROUND TRANSPORTATION	22 712	130 434	0	153 145
RESTAURANT	23 793	49 625	0	73 419
RAIL	0	16 639	51 862	68 501
CASH	3 085	5 308	0	8 393
CAR RENTAL	0	7 528	92	7 619
PETROL STATION	90	1 816	0	1 906
TOTAL	144 048	560 727	2 240 332	2 945 107

Statistics Online

- Easy to use
- Nordic
- Choose the hierachy
- Choose period
- **Easy to see totals**
- Sort by vendor
- Sort by country
- Sort by channel
- Compare periods
- And much more

This is useful for follow up and budgeting of travel and entertainment or small purchase spending.

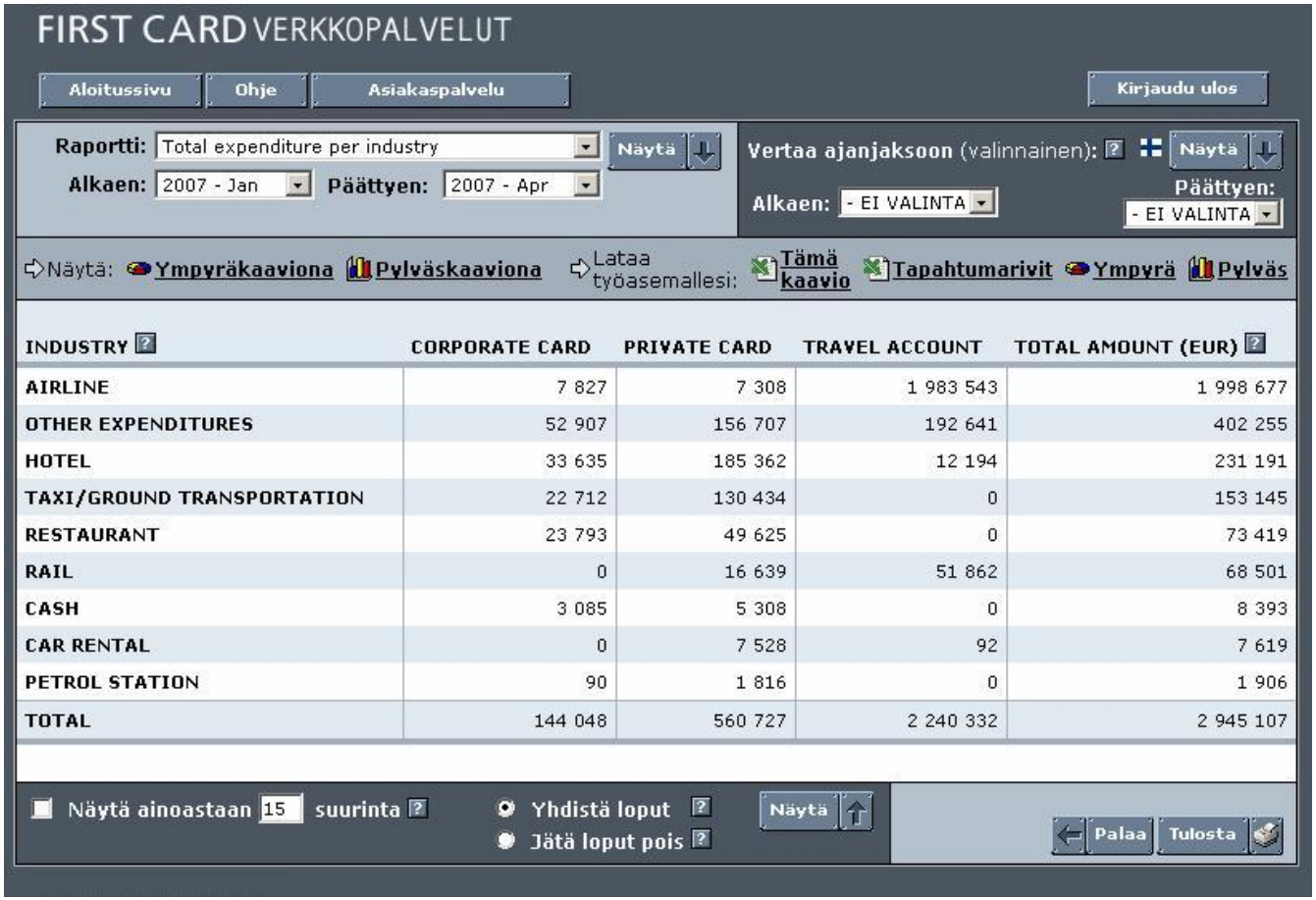

INDUSTRY	CORPORATE CARD	PRIVATE CARD	TRAVEL ACCOUNT	TOTAL AMOUNT (EUR)
AIRLINE	7 827	7 308	1 983 543	1 998 677
OTHER EXPENDITURES	52 907	156 707	192 641	402 255
HOTEL	33 635	185 362	12 194	231 191
TAXI/GROUND TRANSPORTATION	22 712	130 434	0	153 145
RESTAURANT	23 793	49 625	0	73 419
RAIL	0	16 639	51 862	68 501
CASH	3 085	5 308	0	8 393
CAR RENTAL	0	7 528	92	7 619
PETROL STATION	90	1 816	0	1 906
TOTAL	144 048	560 727	2 240 332	2 945 107

Statistics Online

You can sort the transactions per service provider.

- Easy to use
- Nordic
- Choose the hierachy
- Choose period
- Easy to see totals
- **Sort by vendor**
- Sort by country
- Sort by channel
- Compare periods
- And much more

FIRST CARD VERKKOPALVELUT

Aloitussivu | Ohje | Asiakaspalvelu | Kirjaudu ulos

Raportti: -- Airline: company | Näytä

Alkaen: 2007 - Jan | Päättyen: 2007 - Apr

Vertaa ajanjaksoon (valinnainen): | Näytä

Alkaen: - EI VALINTA | Päättyen: - EI VALINTA

Näytä: Ympyräkaaviona | Pylväskaaviona | Lataa työasemallesi: Tämä kaavio | Tapahtumarivit | Ympyrä | Pylväs

AIRLINE	NO. TRANSACTIONS	TOTAL AMOUNT (EUR)
KLM	6 915	1 976 487
FINNAIR	23	7 682
AIR ÅLAND	40	7 056
BLUE1	8	1 953
SAS	7	1 782
LOT	1	858
AEROFLOT	1	812
WWW.AIRBALTIC.LV	2	698
AIR FRANCE	2	445
SOUTHWEST	4	433
LUFTHANSA	1	238
RYANAIR	2	128
WWW.GERMANWINGS.COM	1	105
TOTAL	7 007	1 998 677

Statistics Online

This is important when you want to negotiate better deals with your service providers – this is a tool towards savings!

- Easy to use
- Nordic
- Choose the hierachy
- Choose period
- Easy to see totals
- **Sort by vendor**
- Sort by country
- Sort by channel
- Compare periods
- And much more

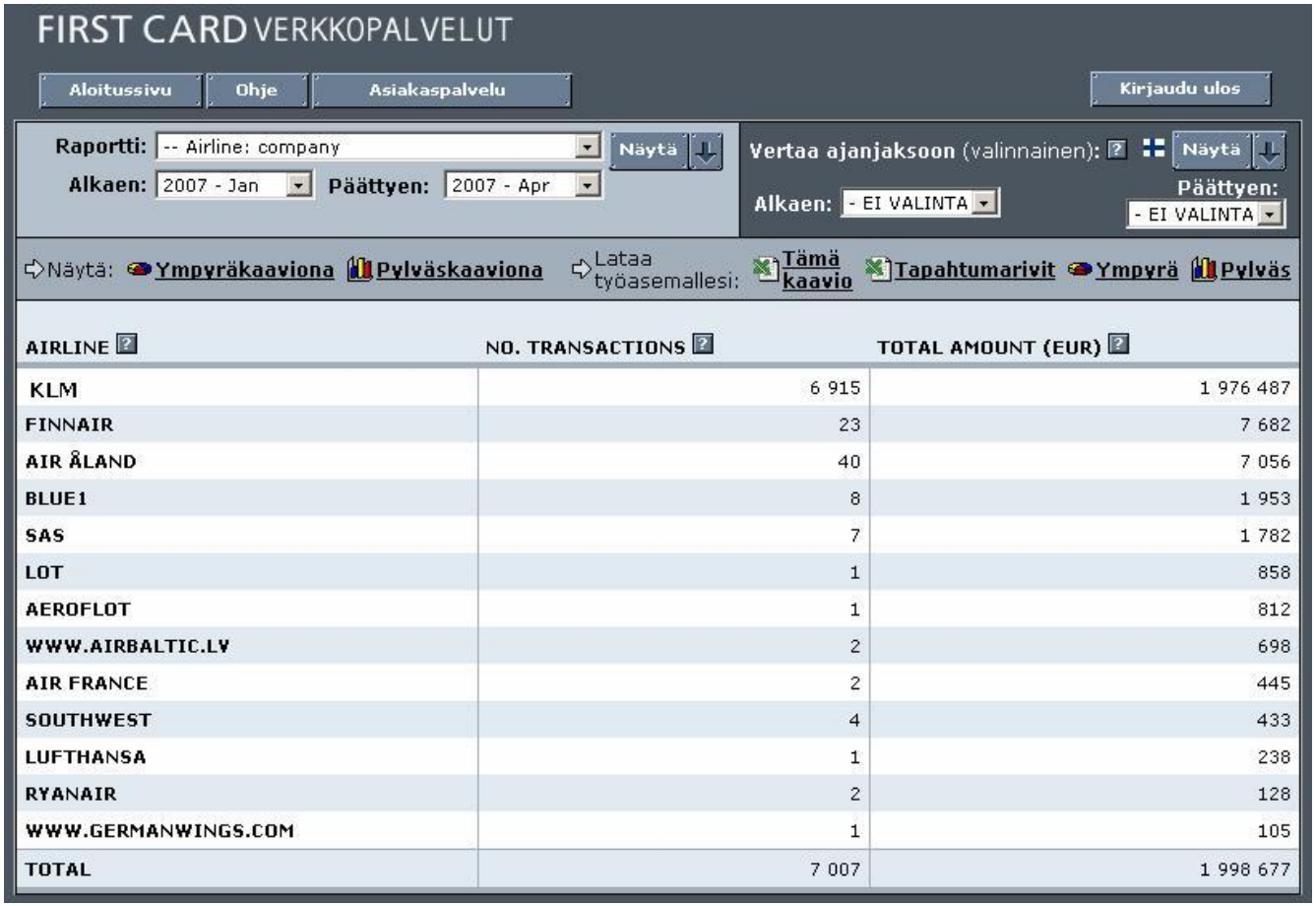

AIRLINE	NO. TRANSACTIONS	TOTAL AMOUNT (EUR)
KLM	6 915	1 976 487
FINNAIR	23	7 682
AIR ÅLAND	40	7 056
BLUE1	8	1 953
SAS	7	1 782
LOT	1	858
AEROFLOT	1	812
WWW.AIRBALTIC.LV	2	698
AIR FRANCE	2	445
SOUTHWEST	4	433
LUFTHANSA	1	238
RYANAIR	2	128
WWW.GERMANWINGS.COM	1	105
TOTAL	7 007	1 998 677

Statistics Online

You can sort the transactions per country.

- Easy to use
- Nordic
- Choose the hierachy
- Choose period
- Easy to see totals
- Sort by vendor
- **Sort by country**
- Sort by channel
- Compare periods
- And much more

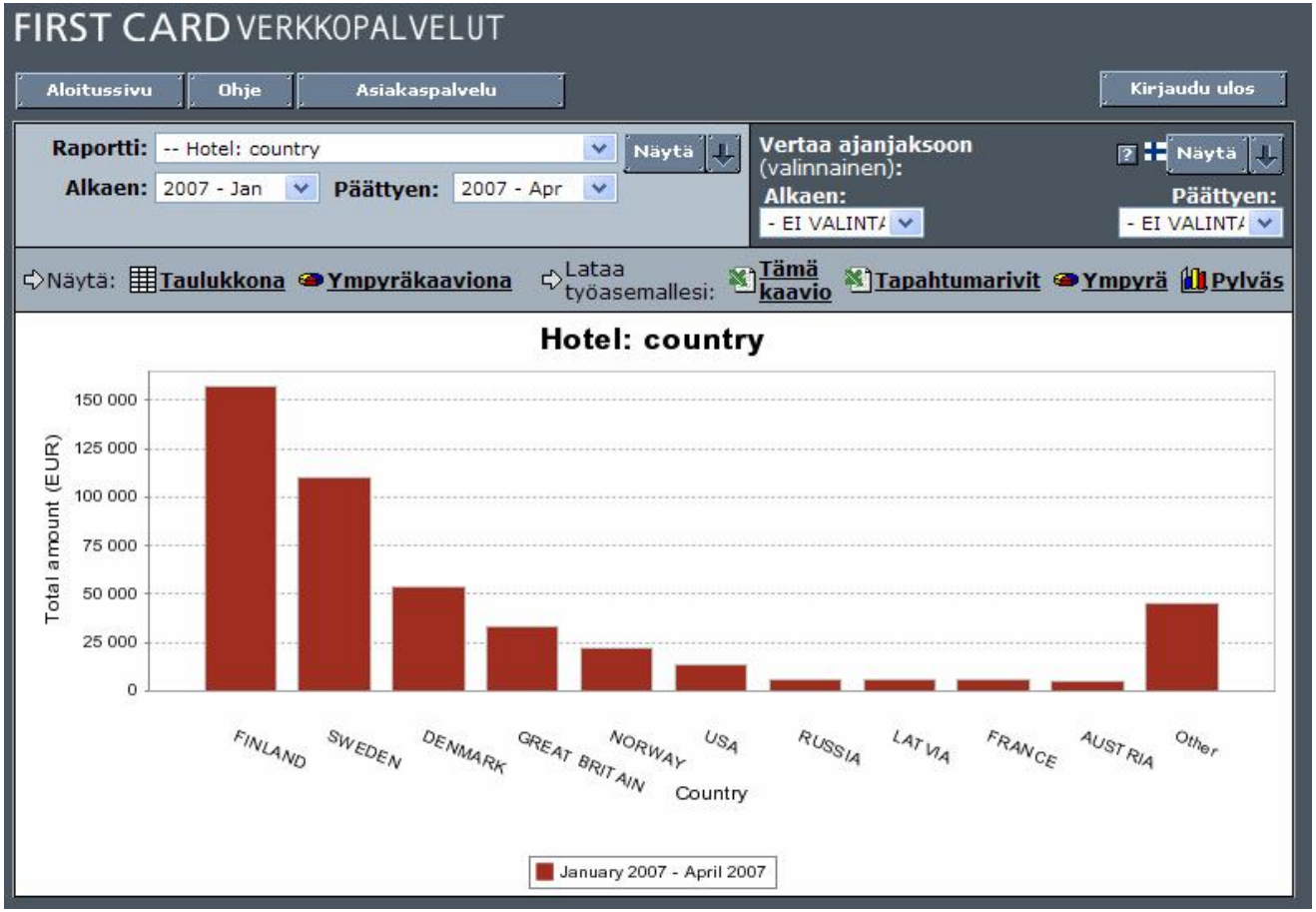

Statistics Online

This is useful when you check the frequent destinations used - or check if there are destinations out of corporate policy.

- Easy to use
- Nordic
- Choose the hierachy
- Choose period
- Easy to see totals
- Sort by vendor
- **Sort by country**
- Sort by channel
- Compare periods
- And much more

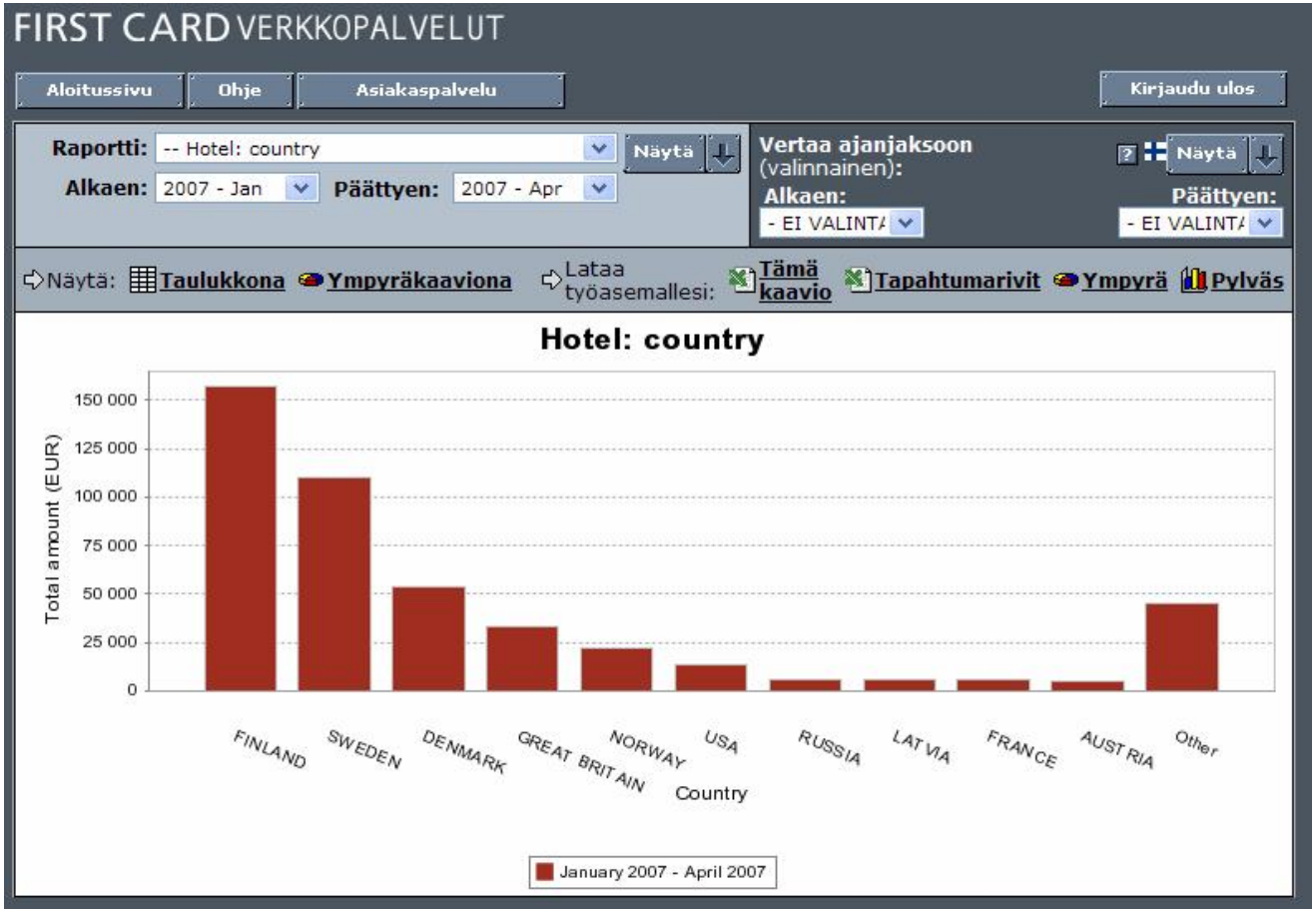

Statistics Online

You can also sort the transactions per payment channel.

- Easy to use
- Nordic
- Choose the hierachy
- Choose period
- Easy to see totals
- Sort by vendor
- Sort by country
- **Sort by channel**
- Compare periods
- And much more

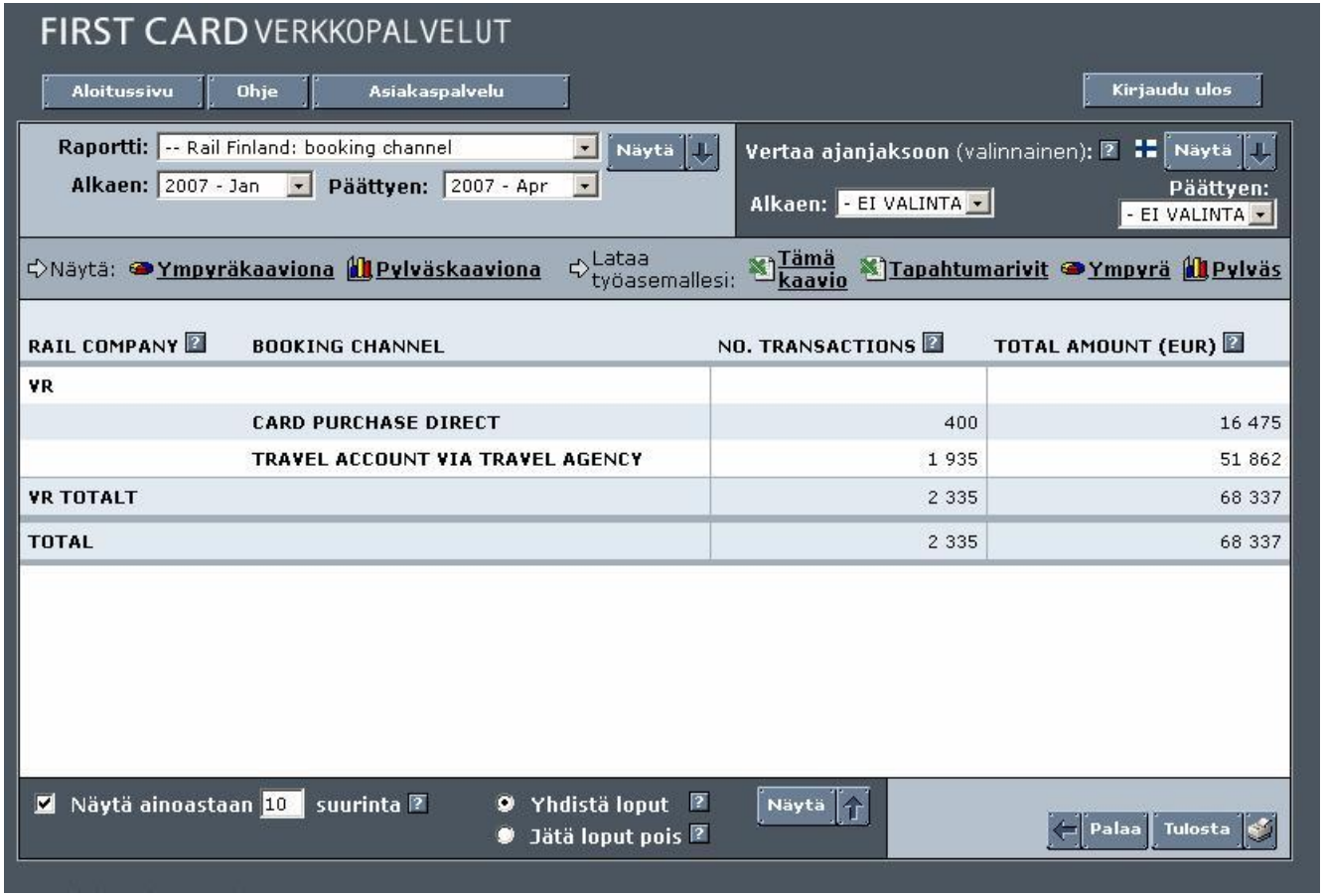

Statistics Online

This information helps you to see e.g. if the employees follow the corporate travelling policy.

- Easy to use
- Nordic
- Choose the hierachy
- Choose period
- Easy to see totals
- Sort by vendor
- Sort by country
- **Sort by channel**
- Compare periods
- And much more

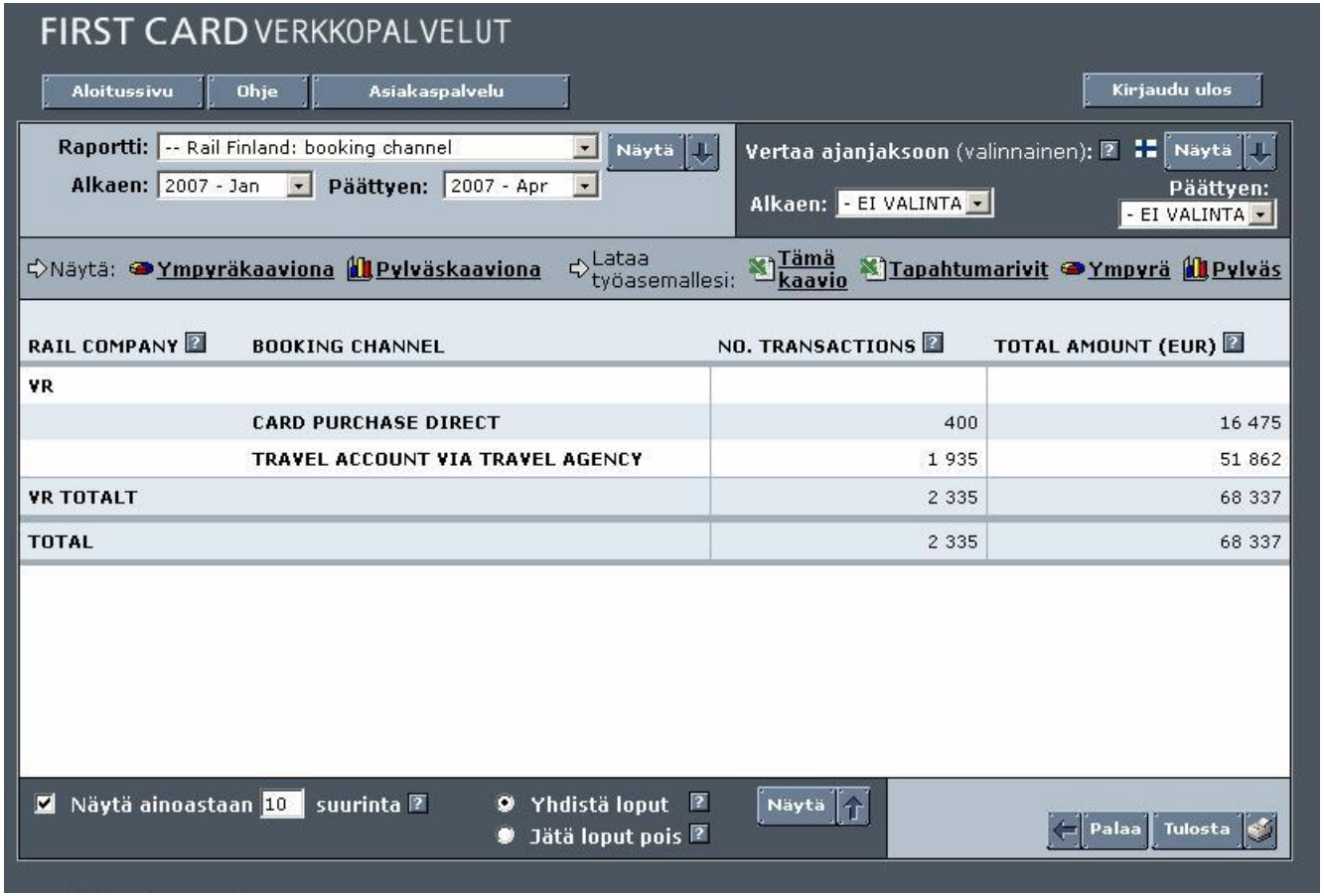

RAIL COMPANY	BOOKING CHANNEL	NO. TRANSACTIONS	TOTAL AMOUNT (EUR)
VR			
	CARD PURCHASE DIRECT	400	16 475
	TRAVEL ACCOUNT VIA TRAVEL AGENCY	1 935	51 862
VR TOTALT		2 335	68 337
TOTAL		2 335	68 337

Statistics Online

- Easy to use
- Nordic
- Choose the hierachy
- Choose period
- Easy to see totals
- Sort by vendor
- Sort by country
- Sort by channel
- **Compare periods**
- And much more

You can compare two periods with each other to see the changes between them – we store the data up to 2 years.

FIRST CARD VERKKOPALVELUT

Aloitussivu | Ohje | Asiakaspalvelu | Kirjaudu ulos

Raportti: Total expenditure per industry | Näytä

Alkaen: 2007 - Mar | Päättyen: 2007 - Mar

Vertaa ajanjaksoon (valinnainen): | Näytä

Alkaen: 2007 - Apr | Päättyen: 2007 - Apr

Näytä: Ympyräkaaviona | Pylväskaaviona | Lataa työasemallesi: Tämä kaavio | Tapahtumarivit | Ympyrä | Pylväs

INDUSTRY	MARS 2007 CORPORATE CARD	MARS 2007 PRIVATE CARD	MARS 2007 TRAVEL ACCOUNT	MARS 2007 TOTAL AMOUNT (EUR)	APRIL 2007 CORPORATE CARD	APRIL 2007 PRIVATE CARD	APRIL 2007 TRAVEL ACCOUNT	APRIL 2007 TOTAL AMOUNT (EUR)
AIRLINE	1 061	1 820	570 771	573 652	2 456	3 260	523 089	528 804
OTHER EXPENDITURES	22 089	47 019	50 385	119 494	10 162	48 233	51 818	110 212
HOTEL	8 444	49 680	762	58 886	12 362	52 188	639	65 189
TAXI/GROUND TRANSPORTATION	6 899	38 388	0	45 287	6 820	36 844	0	43 665
RESTAURANT	6 089	18 458	0	24 546	5 960	13 857	0	19 817
RAIL	0	4 589	10 428	15 017	0	3 895	12 183	16 078
CASH	1 563	2 247	0	3 810	1 522	664	0	2 186
CAR RENTAL	0	2 113	0	2 113	0	2 646	92	2 737
PETROL STATION	18	780	0	797	8	420	0	428
TOTAL	46 163	165 093	632 346	843 602	39 289	162 007	587 820	789 117

Statistics Online

- Easy to use
- Nordic
- Choose the hierachy
- Choose period
- Easy to see totals
- Sort by vendor
- Sort by country
- Sort by channel
- **Compare periods**
- And much more

This way it is easy to follow the trend of spending or maintain the lever you had during the latter period.

FIRST CARD VERKKOPALVELUT

Aloitussivu | Ohje | Asiakaspalvelu | Kirjaudu ulos

Raportti: Total expenditure per industry | Näytä

Alkaen: 2007 - Mar | Päättyen: 2007 - Mar

Vertaa ajanjaksoon (valinnainen): | Näytä

Alkaen: 2007 - Apr | Päättyen: 2007 - Apr

Näytä: Ympyräkaaviona | Pylväskaaviona | Lataa työasemallesi: Tämä kaavio | Tapahtumarivit | Ympyrä | Pylväs

INDUSTRY	MARS 2007 CORPORATE CARD	MARS 2007 PRIVATE CARD	MARS 2007 TRAVEL ACCOUNT	MARS 2007 TOTAL AMOUNT (EUR)	APRIL 2007 CORPORATE CARD	APRIL 2007 PRIVATE CARD	APRIL 2007 TRAVEL ACCOUNT	APRIL 2007 TOTAL AMOUNT (EUR)
AIRLINE	1 061	1 820	570 771	573 652	2 456	3 260	523 089	528 804
OTHER EXPENDITURES	22 089	47 019	50 385	119 494	10 162	48 233	51 818	110 212
HOTEL	8 444	49 680	762	58 886	12 362	52 188	639	65 189
TAXI/GROUND TRANSPORTATION	6 899	38 388	0	45 287	6 820	36 844	0	43 665
RESTAURANT	6 089	18 458	0	24 546	5 960	13 857	0	19 817
RAIL	0	4 589	10 428	15 017	0	3 895	12 183	16 078
CASH	1 563	2 247	0	3 810	1 522	664	0	2 186
CAR RENTAL	0	2 113	0	2 113	0	2 646	92	2 737
PETROL STATION	18	780	0	797	8	420	0	428
TOTAL	46 163	165 093	632 346	843 602	39 289	162 007	587 820	789 117

Statistics Online

- Easy to use
- Nordic
- Choose the hierachy
- Choose period
- Easy to see totals
- Sort by vendor
- Sort by country
- Sort by channel
- Compare periods
- **And much more**

Only authorised persons have access to the statistics of your corporation. We can give user ids in the level your corporate needs: the whole corporate, one country, one cost centre.

You can download the data to be sorted by yourself.

You can print the reports and copy charts to presentations.

The possibility to use the information is unlimited.

FIRST CARD

Statistics Online

- Easy to use
- Nordic
- Choose the hierachy
- Choose period
- Easy to see totals
- Sort by vendor
- Sort by country
- Sort by channel
- Compare periods
- **And much more**

First Card Statistics Online helps your daily work in travel management!

All you need is an agreement with us and access to the internet!